

Staple along the left border

Quick Summary:

Blank lined area for a quick summary.

# OTHELLO

By William Shakespeare



cover




Cut along the dotted lines to create your mini flip

**Directions:** Scan the QR codes and take notes on the topic. Use the back of this page if you need more space.

Shakespeare's Bio



Shakespeare & Hip Hop



Shakespeare's Source for *Othello*



Tragedy

Background

inside page 1



Cut along the dotted lines to create your mini flip

**Directions:** Scan the QR codes to read or hear the text. For each scene, write a concise 1-2 sentence summary. After you summarize all of the scenes, write a concise 3-5 sentence summary of the entire act. Use the back of this page if you need more

Act I text



Audio version



Act I



**Directions:** Scan the QR codes to read or hear the text. For each scene, write a concise 1-2 sentence summary. After you summarize all of the scenes, write a concise 3-5 sentence summary of the entire act. Use the back of this page if you need more space.

Act II text



Audio version



Act II





Cut along the dotted lines to create your mini flip

**Directions:** Scan the QR codes to read or hear the text. For each scene, write a concise 1-2 sentence summary. After you summarize all of the scenes, write a concise 3-5 sentence summary of the entire act. Use the back of this page if you need more space.

Act III text



Audio version



Act III



inside page 4

**Directions:** Scan the QR codes to read or hear the text. For each scene, write a concise 1-2 sentence summary. After you summarize all of the scenes, write a concise 3-5 sentence summary of the entire act. Use the back of this page if you need more space.

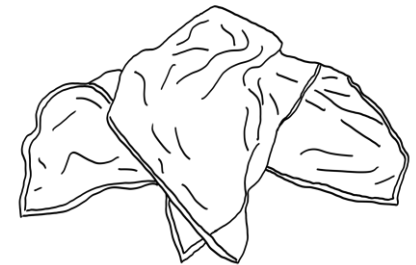
Act IV text



Audio version

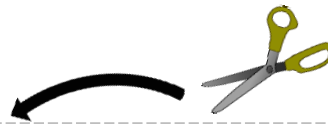


Act IV



inside page 5

Cut along the dotted lines  
to create your mini flip

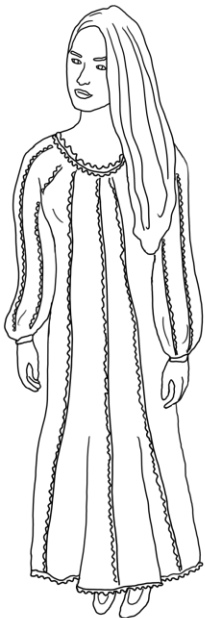


**Directions:** Scan the QR codes to read or hear the text. For each scene, write a concise 1-2 sentence summary. After you summarize all of the scenes, write a concise 3-5 sentence summary of the entire act. Use the back of this page if you need more space.

Act V text



Audio version



Act V

**Directions:** Choose one character to track throughout the play. After each act, record 3 questions, 3 quotes, and 3 personal observations related to your character. Use the back of this page if you need more space.

Character

Cut along the dotted lines to create your mini flip

**Directions:** Choose one of the following themes to track throughout the play. CIRCLE your selected theme. After each act, record 3 questions, 3 quotes, and 3 personal observations related to your theme. Use the back of this page if you need more space.

- |          |              |         |      |
|----------|--------------|---------|------|
| Jealousy | Race         | Gender  | Sex  |
| Marriage | Manipulation | Warfare | Hate |
| Identity |              |         |      |

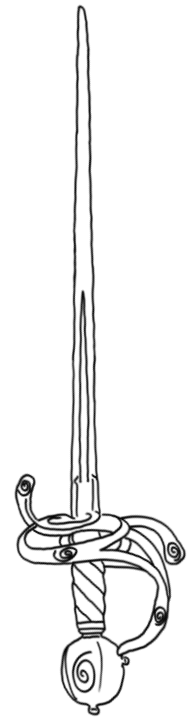


Theme

inside page 8

**Directions:** Record at least one example of each of the following literary techniques in the play. Use the back of this page if you need more space.

- |                   |            |               |                   |
|-------------------|------------|---------------|-------------------|
| Protagonist       | Antagonist | Foil          | Internal conflict |
| External conflict | Hyperbole  | Metaphor      | Simile            |
| Personification   | Imagery    | Irony         | Allusion          |
| Antithesis        | Oxymoron   | Foreshadowing | Symbolism         |
| Apostrophe        | Soliloquy  | Comic relief  | Paradox           |
| Suspense          |            |               |                   |



Literary Techniques

inside page 9