

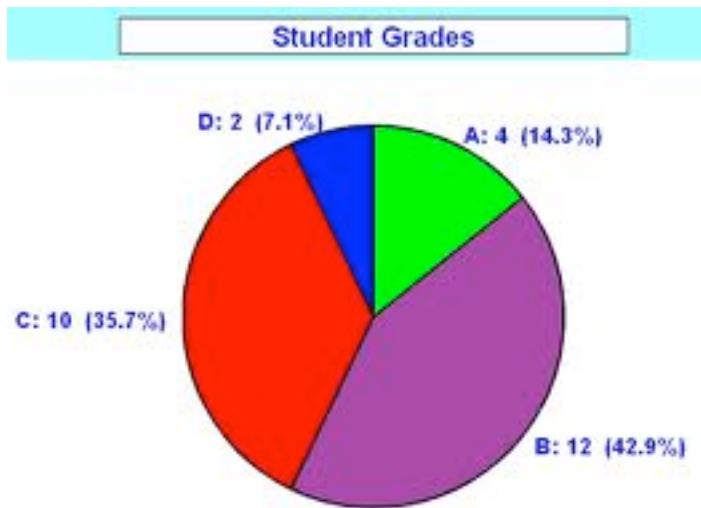
**Review Sheet: Chapter 1 & 2 Test**  
Integrated Science – Physics & Engineering Design

Name \_\_\_\_\_

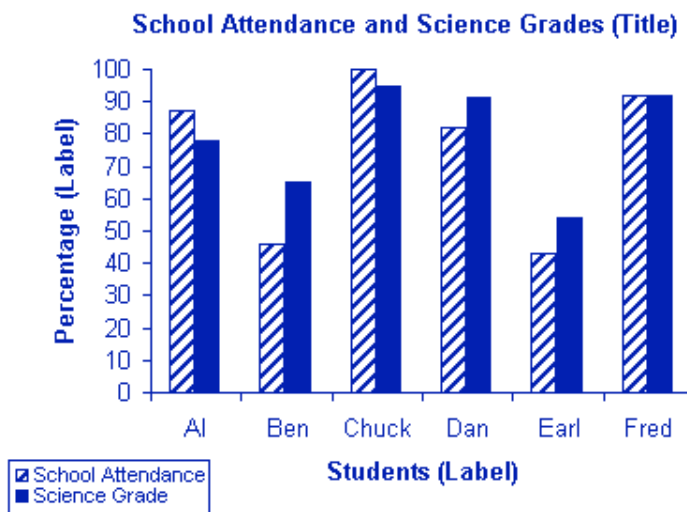
1. How many significant digits are in the following measurements?
  - a. 1300 m
  - b. 3.20 g
  - c. 0.00065 km
  - d. 20 Fir trees
  - e. 30 ml
  - f. 30. ml
  - g. 30.0 ml
  
2. What is the SI BASE unit of measure for the following quantities?
  - a. Liquid volume
  - b. Mass
  - c. Length, distance
  
3. Define the following terms:
  - a. Direct relationship
  - b. Inverse relationship
  - c. Variable
  - d. Control
  - e. Hypothesis
  - f. Theory
  - g. Resolution
  - h. Precision
  - i. Accuracy
  - j. Unit

**Review Sheet: Chapter 1 & 2 Test**  
Integrated Science – Physics & Engineering Design

4. What type of graph is illustrated below? What kind of data is shown in this type of graph?

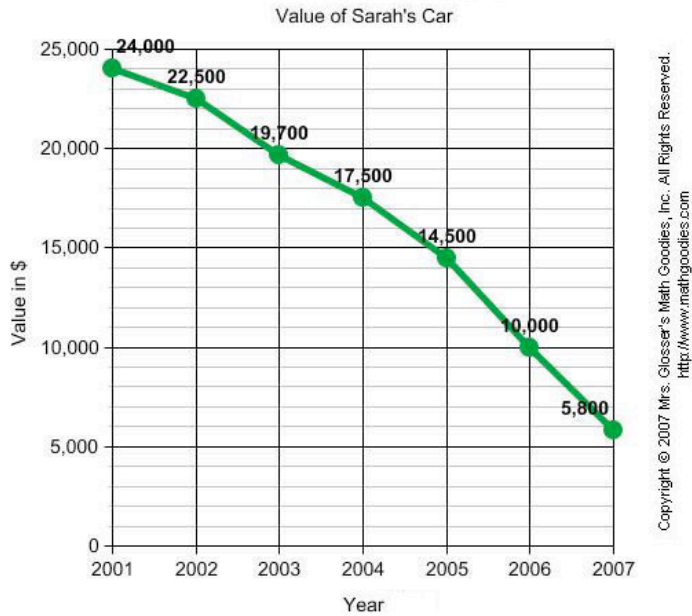


5. What type of graph is illustrated below? What kind of data is shown in this type of graph?

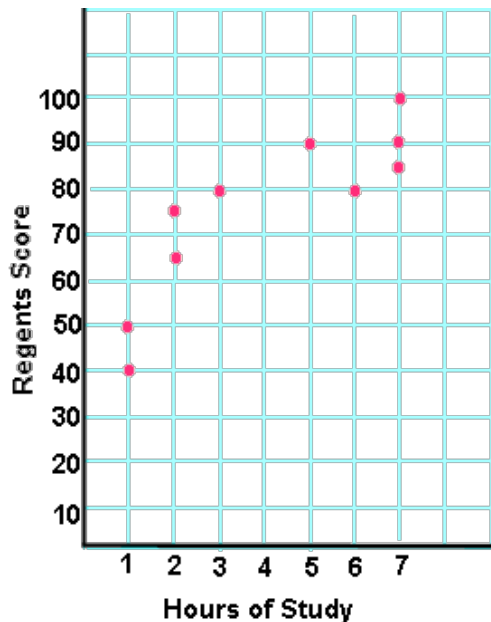


**Review Sheet: Chapter 1 & 2 Test**  
Integrated Science – Physics & Engineering Design

6. What type of graph is illustrated below? What kind of data is shown in this type of graph?



7. What type of graph is illustrated below? What kind of data is shown in this type of graph?



**Review Sheet: Chapter 1 & 2 Test**

Integrated Science – Physics & Engineering Design

8. Make the following conversions:

a. 8550 mm = \_\_\_\_\_ m

b. 0.3 cm = \_\_\_\_\_ mm

c. 9450 g = \_\_\_\_\_ kg

d. 800 mg = \_\_\_\_\_ g

e. 150 mL = \_\_\_\_\_ L

f. 0.00065 km = \_\_\_\_\_ mm