

Zimbra

gaston_e@4j.lane.edu

[princi_elem] Just-in-Time Tech Tips: Dreambox Game Previews, Wit & Wisdom Collections & More

From : Kellyclare Gardner <gardner_ke@4j.lane.edu>
Sender : princi_elem <princi_elem-bounces@4j.lane.edu>
Subject : [princi_elem] Just-in-Time Tech Tips: Dreambox Game Previews, Wit & Wisdom Collections & More
To : Kellyclare Gardner <gardner_ke@4j.lane.edu>

Tue, Apr 11, 2023 12:11 PM

📎 30 attachments



Just-in-Time Clips & Tips



Teacher Tools
 Online math tools to make math lessons clear for your whole class.



Model Dreambox Games without Sign in: If you have ever wanted to preview an activity from Dreambox to help students gain familiarity with new games or to use tools to model concepts to support new learning, then feel free to bookmark this page or add it to your teacher page in Clever. It will take you straight to your games to share with your class. Best of all it doesn't require a sign in, so it is great for modeling outside of student accounts.

Adding WIT & WISDOM Library Collections



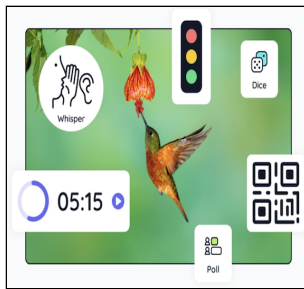
Adding Wit & Wisdom Collections to Epic: Our literacy team has created collections of stories to go deeper into the topics shared in your Wit and Wisdom modules on Epic. Save time and add them all at once by signing into your Epic teacher account (create one with your 4J email if you don't have one) and then go to the learning hub, select your grade, ELA, Wit & Wisdom, then look for the Link to Epic Library. Click "Start Reading" and you will see the option to add it to your favorites and assign it to your class.

NEW TEACHER SHARING OPTIONS IN CLEVER!



New Updates to Clever!: Sharing Teacher Pages, Individual Page Items, and more!

There are now three exciting ways to share and keep items from other teachers in your building! You can share your teacher pages with others teachers, or your entire grade at a time, share individual links and files, AND even copy items from pages that are shared with you.



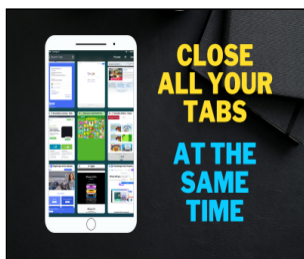
Classroom Screen Visual Organizer and Tools: Classroom Screen is a one stop location to get your class on the same page. It has bulleted lists of items to do, visual timers, stoplights for class voice levels, student pickers, group makers and more.



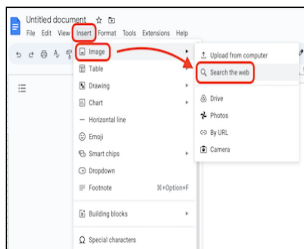
No Ads in Youtube Trick: Another fun way to prevent ads and suggestions from appearing in YouTube clips you share with students is to add a dash (minus symbol) in the address for your YouTube clip between the T and U in the word "Youtube" (Example: [https://www.yout-ube/...](https://www.yout-ube/)). Adding the dash sends you to the no cookie version that will appear full screen. Great for links.




Hide/Show Hidden Categories in Clever: If you like to plan ahead and add links and tools to your teacher page and don't want students to see them all at once, look for the "eye" symbol at the top of each category on your teacher page. When selected, all the items in that category will be hidden from view until you are ready. You can drag items into other categories when you are ready to share them with students or unhide the entire category/folder.



Closing All Tabs in Safari: Quick reminder to save time closing tabs in Safari, look in the top right corner of your screen for 4 squares... Tap and hold on the squares and a submenu will appear with the option to close all ___ tabs. This can be a good way to get a fresh start if sites are not working the way they should.



Adding images to Docs and Slides directly from Google Drive: If you would like to add images to your docs or presentations quickly, you can add them right in without leaving your file. Just click Insert>Image>Search the web.



I LOVE PDF: If you need to do anything with PDFs, this site is a game changer. It can convert jpg files to pdf, merge multiple separate pdf pages into one, remove just a few pages or even separate a large file into individual ones all with their own file names. It is a hidden gem and is completely free to enjoy. Add it to your Clever (in a hidden category or a new page) so you can access it from anywhere.



Visual Timer: If you are looking for a clean and simple visual timer to help students manage their time and know when transitions are coming, I love this simple site that does just that. If you are looking for even more options, look to the bottom of the page to see more.



Canva for Educators: Canva is a free tool for educators where you can create amazing things for your classroom! You can make slides, banners, newsletters, lesson planning pages, certificates, announcements, worksheets and more. Be sure to claim your educator account when signing up with your 4j email to have access to all their amazing templates and more. (Note Canva is approved for teachers, but not for student accounts at this time)




Updating Student DreamBox Learning Environment: (for Grades 3-5): Students usually switch from their K-2 Learning Environment to the 3-5 Environment automatically, but sometimes they haven't played enough games to make the switch. To check, look in Settings from your Dreambox teacher Dashboard and select Learning Environment to update them. After the switch, students will have new assignments available and a fun new landing page.



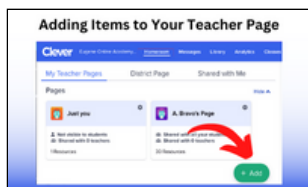
Lalilo (Grades K-2): Lalilo is an adaptive learning tool for reading that focuses on fluency and phonics and helps students gain the foundational skills needed for reading. When students begin they will take a skill assessment to get them lined up with the skills they need. To get started, add Lalilo to your Teacher Page (Periwinkle icon) in Clever and select "Add Class".

[Getting Started with Lalilo](#)



Learning A-Z Raz Kids (Grades K-2): Raz Kids (now called Learning A-Z) is another awesome reading app that gives students practice with reading, comprehension and so much more! There are tons of leveled readers, [printable books](#), handwriting practice, and other great resources that you can assign or save and share on your teacher page for student to access.

[Getting Familiar with Student Portal](#) [Tour for Teachers/Students](#) [Setting up your Reading Room](#)




Adding items to Your Clever Teacher Page: Add shortcuts to links, PDF's apps and more on your Teacher Page on Clever. Its the fastest way to get resources to your students so you can all spend more time learning and using the tools you need. You can now even share your teacher page with other teachers!


[Clever for Teachers: Getting Started PDF](#) ([Clip on adding items to your page](#))



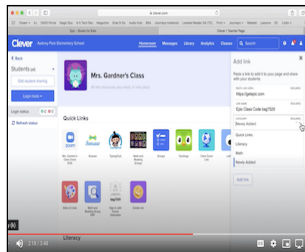
Sharing Your Teacher Page on Clever: Clever has recently added the feature to share your teacher page with other teachers. This means you will be able to see the resources and links that are on any page that is shared to you. To see shared pages, look for the "Shared Pages" tab above your own teacher page. You can add any teacher to be able to view your page using their email. Note that currently teachers can share with other teachers, but not staff or students.



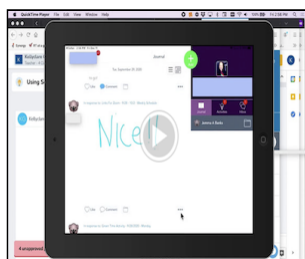
Printing Student Clever Badges: Please use the smaller sized badges ([How to Print Class Set](#)) when in person so other students do not see their permanent username and passwords. **If you plan to have students keep a copy of the full page QR code, have students keep it in a folder or other secure location (not out on their desk or available around the room).** Feel free to send a copy of the full page code home to families or email the individual page to each family. [How to Access Full Page Custom Codes with Student Passwords](#)



Student Username and Password Labels Are Here! In the same shared Handout folder on Google Drive you will now see a few new items with your student info ready to go. Labels will have your class information at the top and a sticker with the username and password for each student, ready to be printed on Avery 5160 Labels and attached to student folders.



Adding a Link to Epic on Clever: Add a link to Epic from your teacher page on Clever that includes the class code students will need to get into your class on Epic. Students can use the class code to access from their web browser or the Epic app if it is on their device. Be sure to tell students their PIN if you have one set for them. Note: If students use the Epic link from the district and it asks for a username and password, it is the same login info that is printed on their custom QR code page (email username and lunch code) and will take them to the same Epic site as a link added onto your Clever teacher page *recommended*.



Seesaw: Turning Off "Students Can Edit who is Tagged in Posts"

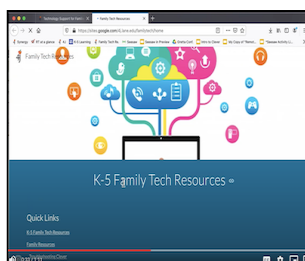
Remember to check your Seesaw Class settings to make sure this important setting is turned off. With it left on, students can make posts as another class member and share content/comments without the teacher knowing. Turning off the setting takes just a second and can prevent a lot of confusion and disruptions.



Troubleshooting Clever (Visual): If you have families that share they need assistance with Clever or you have issues in class, this quick visual can be a great resource to help them get things back on track. If families would prefer, there is also a clip to remind them how to [turn off Private Browsing](#) as well.



Signing into Google Apps on Your iPad: If you would like to have your students sign in to Google to view shared items that may be asking students to log in, I have made a clip to share with students and families with the steps. Students will log into the Google Drive app one time and should remain logged in for all Google Apps (no need to sign in to each app). If students do not have access they may need to fill in the Google permission form ([English](#) / [Spanish](#)) and email it to their school secretary or drop it off. (They should select to allow email/google)



Technology Resource for Families on 4J Site: Under the "**Parents**" tab, click on "**Technology Support**". Families can quickly get to helpful resources and important links from one location. Feel free to take a look and share this resource with families if they are looking for helpful resources (or share the link on your class Clever/Seesaw). **(Clip of where to find the page)**



Epic Teacher Resources: Videos for Teachers

Archiving your class at the end of the year, adding in new students, creating collections with quizzes, using the built in dictionary and more... Epic Educator Resources is a great page to bookmark, to save time and be able to find the answers and examples you're looking for.



K-5 Tech Resources (For staff): This is where all of my technology clips and resources can be found. (4J sign in required to protect links with data and curriculum content)



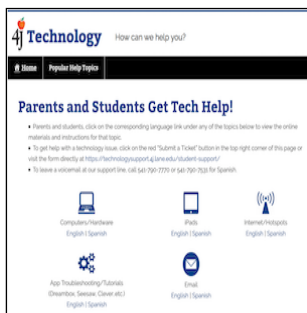
Family K-5 Tech Resources: (For Families) Family-facing handouts and helpful tutorials to support students and families at home. (Feel free to share any resources with Families) *No sign in needed*
Family Technology Resources from 4J Site (with link to Family Tech Help Page)



Digital Field Trips with Amy: Our fabulous district Librarian Amy Page will be hosting digital field trips throughout the year that your students can join on Zoom or visit past adventures through the links on her site. Feel free to share this page on your Teacher Clever Page to help students learn more about exciting places in their community. (Tip: Click anywhere on the page to see pages for past field trips from previous months)

	Lists of great titles, including the best and story collections. Grades K-5	epic.com/resources	Get class sets from teachers	Notes: Now available after school for 4J staff
	"MAGAZINE ADVANCED SEARCH" Search for any 4J title. Organize by subject, topic, or theme. Grades K-5	www.nationalgeographic.com/kids	Type "Epic" in middle green box	Type "Gale" in middle green box
	Books for all ages	www.amazon.com	Amazon account required (if not)	Create your own password
	Free content available for kids in our district! All ages	www.audible.com	Just click on the yellow "Start listening" button	None
	Books for ages 3-12	https://www.oxfordowl.co.uk/	Adult will have to create a free account	Create your own password
	Books for all ages	https://openlibrary.org	An account will need to be created (ID#s 12 and order will auto-ship)	Create your own password

4J Digital Literacy Resources: This is a comprehensive list of online resources available to staff and students including usernames and passwords for district-wide tools from our District Librarian Amy Page.



4J Parent and Student Tech Help: Handouts and troubleshooting guides to support families with issues with technology. There is even a form to request help directly on the page (in the top right corner). Please remind families to include their student's device asset number in their request as well to speed up providing support.

You received this message because you are subscribed to the 4J list "princi_elem".

Send e-mail to this list at princi_elem@4j.lane.edu

To unsubscribe from this list, send e-mail to princi_elem-unsubscribe@4j.lane.edu

