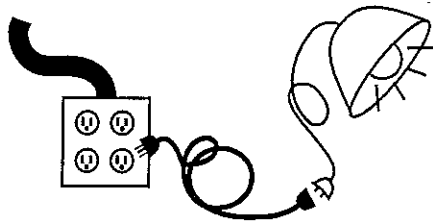
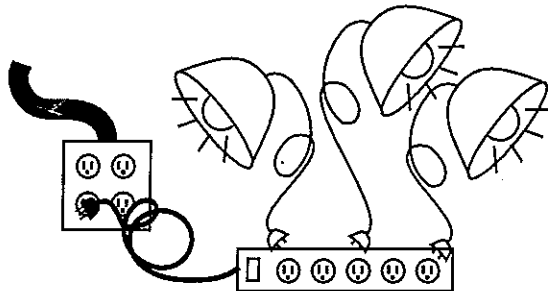


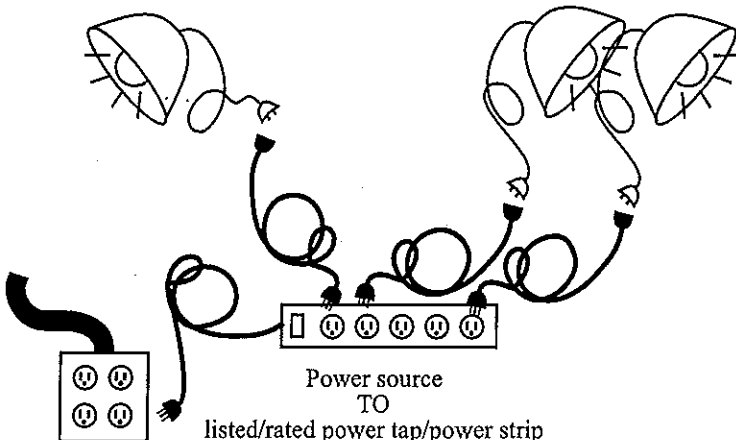
# OK!



Power source  
TO  
listed/rated extension cord (big, fat ones)  
(these are ok if they have a multi-plug end built in)  
TO  
lamp, or other electric item.




Power source  
TO  
listed/rated power tap/power strip  
TO  
lamp, or other electric item.

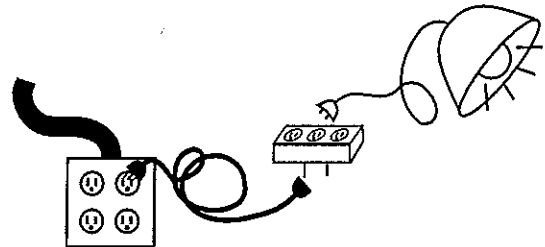


Power source  
TO  
listed/rated power tap/power strip  
TO  
listed/rated extension cord  
TO  
lamp, or other electric item.


# NOT OK!



Extension cord TO power strip. Yes, we used to do it this way, but can't anymore!



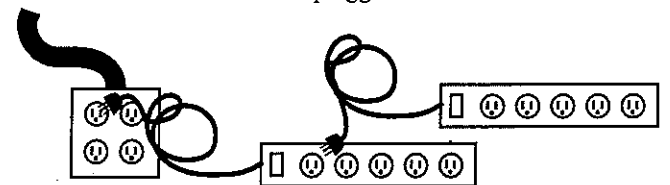
Multi-plug adapter on an extension cord.



"Home" sized, little skinny extension cords of any kind at all anywhere.



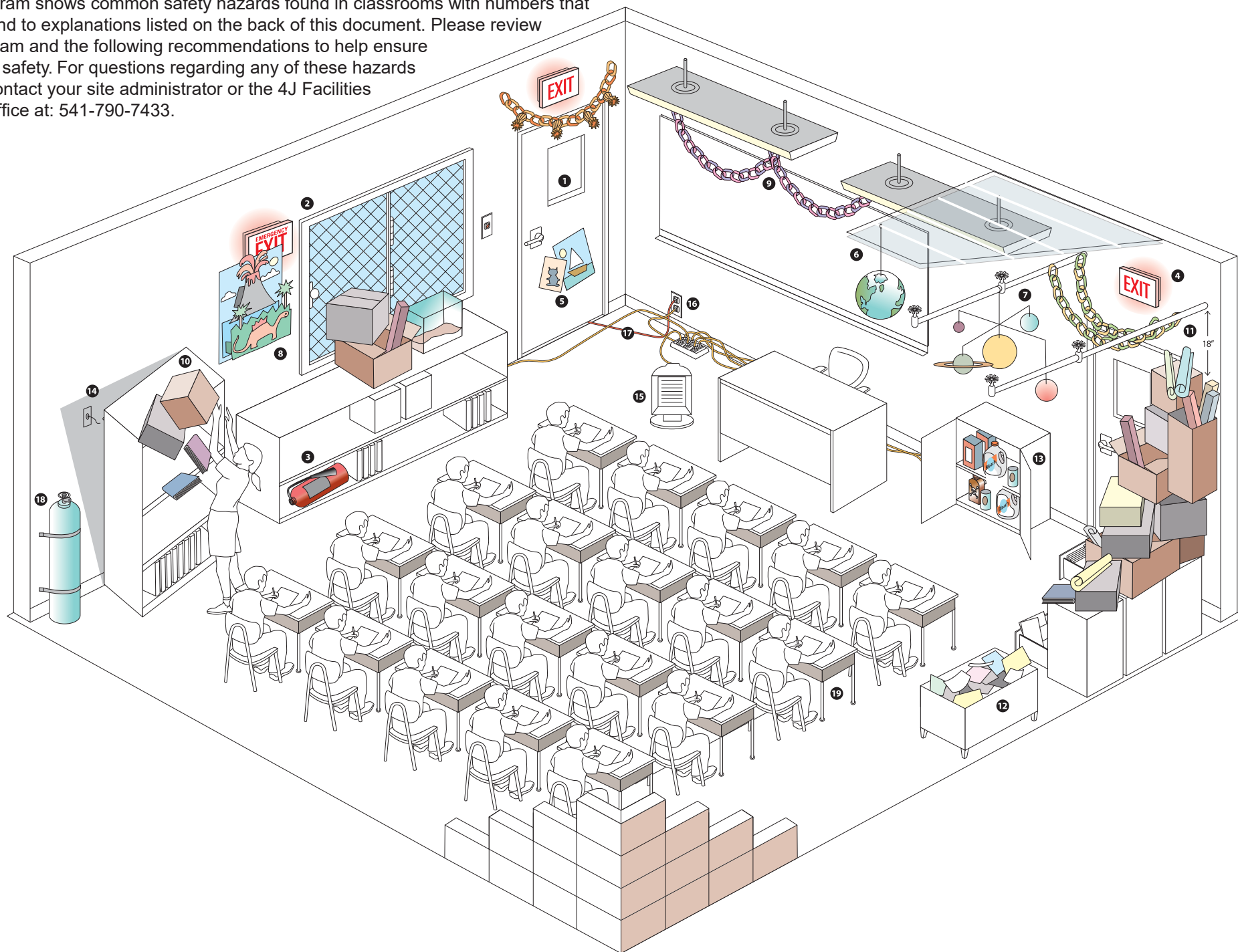
Extension cords plugged into each other.



Power strips plugged into each other.

# Common Safety Hazards in School Classrooms

This diagram shows common safety hazards found in classrooms with numbers that correspond to explanations listed on the back of this document. Please review this diagram and the following recommendations to help ensure students' safety. For questions regarding any of these hazards please contact your site administrator or the 4J Facilities Safety Office at: 541-790-7433.



# Common Safety Violations in School Classrooms

- 1 Classroom exits shall remain clear and not blocked by any obstructions, such as cabinets that open into the exit path.
- 2 Classroom emergency exit windows shall not be blocked by items stored under or in front of the windows.
- 3 Classroom fire extinguishers shall be mounted in plain view and not blocked or hidden.
- 4 Exit signs for emergency window exits shall be visible at all times. Illuminated exit signs, when provided, shall be illuminated at all times.
- 5 Classroom exit doors shall not have decorations on the door.
- 6 Decorations or classroom materials that are suspended from ceilings must be inherently flame retardant and never impede an exit.
- 7 Suspending or hanging decorative items from fire sprinkler pipes is not allowed.
- 8 Flame retardant classroom wall decorations shall not extend out from the walls or cover exit signs.
- 9 Suspending decorative or instructional items from classroom ceiling lights is not allowed.
- 10 Material stored on top of shelves or cabinets may not be closer than 18" to the ceiling. This material shall **also** be secured so that, during an earthquake, it will not fall. Unfastened or unrestrained materials shall be removed.
- 11 Materials stored on top of shelves or cabinets may not be closer than 18" to automatic sprinkler heads.
- 12 Excess paper and other supplies, shall be stored in an orderly manner in approved storage closets and not in open classrooms.
- 13 Hazardous materials, such as cleaning products and chemicals used for instruction, shall be stored in approved secure locations and always kept out of reach of children. Science chemicals and very hazardous materials must be kept in hazardous materials cabinets.

- 14 All bookcases and cabinets shall be secured to walls.
- 15 Approved **PORTABLE HEATERS MUST HAVE A TIP-OVER SHUT OFF SWITCH** and shall be positioned so that they are not close to combustibles.
- 16 Do not plug more than one extension cord and one power strip into an electrical outlet. Extension cords shall be removed and stored at the end of the school day. Extension cords may not be put into permanent use. Extension cords and power strips may not be plugged in series.
- 17 Extension cords may not be extended from one classroom to another or create a tripping hazard.
- 18 All compressed gas cylinders shall be attached with restraints to prevent them from overturning.
- 19 Do not exceed the classroom occupancy load by putting too many students or desks in the room. (20 square feet per student.)

## ***Remember:***

- **Most classrooms safety violations can be avoided by keeping classrooms clean, neat and well organized.**
- **Do not try to store more materials than your room was designed to safely handle.**
- **Do not obstruct the existing fire safety systems that are there to protect all occupants.**
- **Do not try and exceed the capacity of the room's electrical system with plug strips and extension cords.**
- **Always look out for conditions that have the potential to hurt students.**

***In addition to the illustrated classroom violations, there are some fire/safety violations that occur outside of the classroom. If you notice any of the following, please notify your site administrator.***

- Stored items in basements or under stairs unless the entire area is sprinklered.
- When storing items in closets or workrooms, maintain a 3 foot (36") clearance around all water heaters, electrical panels, fire alarms and portable fire extinguishers.
- Parking of vehicles on campus shall be limited to official parking stalls only. Do not park vehicles on school grounds in such a way as to block paths or egress and access or any fire lanes.