

**Project:** 4j Howard Elementary School (1336)  
**Date:** 11/25/14  
**From:** Liza Lewellen  
**Subject:** Owner / Architect Meeting 11/25/14





### Meeting Summary – Location PIVOT Office





#### Attendance:

Sara Green  
Allan Chinn  
John Stapleton  
Liza Lewellen



Allan and Sara had already selected Concept B: Neutral Base with Pops of Color for Wayfinding but wanted to better understand which materials were going where and to tweak some of the original color choices. Below is a summary of the decisions.

#### Howard Interiors

<p>1. <b>Wayfinding Pops:</b> The dark blue and green were kept from the original scheme. The primary yellow and cyan were replaced with a more golden yellow and a medium blue. The common spaces are all dark blue and the three classroom wings are yellow, green, and medium blue.</p>	
<p>2. <b>Tack Panels</b> derive their color from the associated color of that wing. Dark blue, yellow, green, medium blue.</p>	
<p>3. <b>Restroom Tile:</b> The field tile derives its color from the associated color of that wing. The accent tiles throughout the project are white and grey.</p>	
<p>4. <b>The wainscot</b> throughout the building has a pattern using a neutral (charcoal grey) and the associated pop color for that wing.</p>	

<p>5. <b>Casework:</b> The majority of the casework is white maple with grey plastic laminate counters. The reception desk and circulation desk are a mixture of white color core plastic laminate, white maple, and grey solid surface counters. The built-in benches are a speckled white solid surface.</p>	
<p>6. <b>Media Center Reading Cubbies:</b> The media center reading cubbies are pops of color with plastic laminate wrapped interiors and cushions upholstered in high performance fabric.</p>	
<p>7. <b>Gym and Cafeteria:</b> The proscenium is clad in white maple panels. The moveable partitions are faced in a patterned light grey vinyl. The fabric wrapped acoustic panels form a pattern using two shades of grey and a dark blue. Flooring is Maple (gym) and polished concrete (cafeteria).</p>	
<p>8. <b>Carpet tile:</b> a neutral grey linear pattern.</p>	

### Howard Exterior

<p>1. Main Materials: Front entry element is clad in the dark blue Fundermax panels with signage lettering in white. Charcoal cmu, Cool Zactique wall panels, Metallic Silver roofing, and cedar siding make up main portions of building. Fundermax panel at top of wall is charcoal grey.</p>	
<p>2. Classroom Windows: The Fundermax panel along with the inside of window surround is white. The outside of the window surround is painted the color associated with that wing: yellow, green, or medium blue.</p>	

### Additional Items:

1. Allan & Sara requested more accent panels in the wainscot.
2. Allan & Sara would like to see the pattern of colors for the AWP's in the Gym & Cafeteria.
3. Allan & Sara would like a more whimsical approach to the interior concrete stain pattern. Playful circles were discussed that could pick up on the language of the round light fixtures in the Lobby and Commons of each classroom wing. Regardless of pattern, concrete stain will require mock-up before green light.