



# VETERANS DAY

## TEACHER RESOURCE GUIDE



NOVEMBER 11, 2008



# Veterans Day 2008

The U.S. Department of Veterans Affairs and the Veterans Day National Committee are pleased to provide this Teacher Resource Guide. It is our hope that by thanking America's veterans and their families for their service and sacrifice, we can reward them with the honor they so richly deserve.

## TABLE OF CONTENTS

Letter from the Secretary of Veterans Affairs.....III

### *For Teachers*

School Assembly.....2-3  
Classroom Activity Guide.....4-6

### *Student Resources*

Origins of Veterans Day.....8  
Difference Between Veterans Day and Memorial Day.....9  
Tomb of the Unknown Soldier.....10  
Origin of the VA Motto.....11  
Freedom Team Salute.....12  
America's Wars.....13  
Iron Mike Monuments.....14  
Army Reserve Anniversary.....15  
Veterans Service Organizations.....16-17  
Scholarships.....18-19  
Youth Volunteer Opportunities.....20  
Respecting the Flag.....21  
Folding the Flag.....22

### *Kid's Packet*

Veterans Day Maze.....24  
Word Scramble.....25  
Coloring Book.....26-30  
Special Thanks.....31





THE SECRETARY OF VETERANS AFFAIRS  
WASHINGTON

July 3, 2008

Dear Principal:

Since our Nation's founding, brave men and women have taken up arms to defend the truths set forth in the Declaration of Independence: *"That all men are created equal; that they are endowed by their Creator with certain unalienable Rights; that among these are Life, Liberty, and the pursuit of Happiness."*

Time and again, ordinary people have served our Nation in extraordinary ways so that all Americans can pursue the happiness our Founding Fathers envisioned. By their service, they have kept America strong, and they have protected our way of life for more than two centuries. At this moment, men and women of the Army, Navy, Air Force, Marines, and Coast Guard are serving around the world.

As Americans, we have set aside November 11, Veterans Day, to reflect, remember, and honor those who have served in the United States Armed Forces. Today, there are nearly 25 million military veterans living among us. We honor them by teaching younger generations about their sacrifices on our behalf. Educators are instrumental to these efforts.

That is why I am sending you this Veterans Day teacher resource guide, which includes a 2008 Veterans Day poster and CD-ROM. I encourage you to display the poster in a prominent location within your school and share the CD with your staff. The CD contains suggested activities for planning a Veterans Day ceremony, short video clips on why we honor veterans, and information for students of all ages.

I also encourage you to invite veterans into your school to speak with students about their military experiences. Our veterans have much to offer and can teach young people about liberty, patriotism and democracy. It is my sincere hope that educators will join us in honoring veterans on November 11, 2008.

Sincerely yours,

A handwritten signature in black ink, appearing to read "James B. Peake", is written over a horizontal line. The signature is fluid and cursive.

James B. Peake, M.D.

Enclosure

# Veterans Day 2008



Teacher Resources





# VETERANS DAY

## TEACHER RESOURCE GUIDE

### INTRODUCTION

Welcome to the U.S. Department of Veterans Affairs Veterans Day School and Teacher Resource Guide. As this Veterans Day approaches, we hope you will help your students connect with the brave service members of our present and past. We can all better value the freedoms we have because of the men and women who put their life on hold in defense of our nation.

There are nearly 25 million veterans living among us, in every state and territory and from every walk of life. Many of the students in your class may be the son, daughter, cousin, or relative of a veteran or current service member. By engaging in discussion about these crucial members of our society, your students will be able to hear from and about those who helped shape American history. Our hope is that students will go home and seek to learn more of these often unheard stories from those close to them.

This resource guide, along with another group of America's finest – you as teachers – will allow your students, on Veterans Day, to learn more about the price these brave service members have paid to defend our nation.

Thanks again and please join us in remembering our veterans on Veterans Day, November 11, 2008.

### THE SCHOOL ASSEMBLY:

Because the weather can be quite cold in November in many parts of the country, an indoor assembly is far more sensible than one that would take place outside, eliminating the need for foul weather plans.

The scope of such a program may be large enough to permit invitations to the community at large, to include local veterans groups. Students can be encouraged to bring family members that are veterans (especially grandparents) or currently in the Armed Forces.



Renee McElveen

### Inviting local veterans groups:

Inviting local veterans groups can make assembly programs far more exciting and meaningful for students. Students tend to better understand and absorb the significance of Veterans Day when they can attach a human face to it.

In addition, veterans groups often put on very exciting shows. From stirring renditions of the National Anthem and Taps to thrilling speeches and stories, veterans, as guests, will both entertain and educate students.

Veterans groups in your area can be found through your local veterans service organization chapters and VA hospitals. You might be surprised at how many veterans live in your area. Schools that send out invitations often end up with former generals and admirals, Medal of Honor recipients and other distinguished guests coming to speak. A listing of veterans organizations appears on page 16 of this guide. Or visit [www.va.gov/vso/](http://www.va.gov/vso/) for an online directory of veterans' groups.



## Program Guide:

Undoubtedly, your school will want to put on a program worthy of all these distinguished guests. The following are some suggestions and a sample program guide that will make this Veterans Day memorable for both students and guests:

*Prelude and Posting of Colors* – As the audience enters to be seated, a school or community musical organization may offer several appropriate selections. A procession and posting of the nation's colors (the U.S. flag) is a stirring event. Local veterans service organizations often participate in such programs with their impressive array of military banners and American flags.

*Pledge of Allegiance to the Flag and singing of the National Anthem* – The program chairperson, school principal or student body president, should invite the audience to stand and join in the Pledge of Allegiance and the National Anthem.

*Introductory Remarks* – Brief introductory remarks set the tone for the program. Consider reading the President's Veterans Day Proclamation, which the White House issues and posts on the internet shortly before Veterans Day. For more information, please visit: [www.whitehouse.gov](http://www.whitehouse.gov).

Additional remarks and suitable quotations for speeches can be found on the Veterans Day Web site [www.va.gov/opa/vetsday/](http://www.va.gov/opa/vetsday/) or use those featured in this guide.

*Introduction of Guests* – Introduce any special guests, which might include local government officials, school alumni with distinguished military service, veterans from the community who represent different periods of service and faculty members who are veterans.

*Principal Speaker* – Your principal speaker should be invited far enough in advance to allow adequate preparation for your program.

*Special Musical Selection* – A band or choral group could offer one of the more impressive patriotic selections available.

*Student Essay or Reading* – By including various presentations by individual pupils in school programs, student body participation may be increased. Selected essays from class or school-wide competitions may be offered by the student-author. A reading of a well-known patriotic address by an American President or military hero is also effective. There are a number of published musicals/narratives which can enhance your program. A short play or skit performed by the younger students can be exciting as well.

*Moment of Silence, Taps* – While Veterans Day is primarily a tribute to America's living veterans, and is typically observed more as a celebration than as a somber remembrance (Memorial Day), it is always appropriate to include a moment of respect for those who gave their lives for their country. The signing of the World War I Armistice took place in a railway coach near the battle zone in France. The bugles sounded cease fire and the hostilities ended, marking a most significant moment in world history. Although 11:00 a.m. remains a traditional hour for this type of tribute, a moment of silence is appropriate at any point in the program. This may be followed by a rendition of "Taps." For more information on the history of Taps please visit [www.tapsbugler.com](http://www.tapsbugler.com).

*Closing* – The Master of Ceremonies announces "Retire the Colors." Accompanied by appropriate music, such as a John Philip Sousa march, the Colors are paraded out of the assembly area. This concludes the ceremony.

# VETERANS DAY

## TEACHER RESOURCE GUIDE

### CLASSROOM ACTIVITY GUIDE:

#### Flag-Raising Ceremony

Weather permitting, outdoor flag-raising ceremonies highlight an activity that occurs daily at many schools, but often goes unnoticed. Such a ceremony, although brief, should include the Pledge of Allegiance and the playing of the National Anthem. A special guest may be invited to participate.

#### Patriotic Groups



Department of Defense

Local veterans, historical or other patriotic organizations may enliven Veterans Day programs by providing period-uniformed flag bearers, fife and drum corps, and other marching and musical units. These organizations may also provide speakers with unique military experiences to share. One of the most popular activities among students is to meet with local veterans during an assembly or in individual classrooms to hear veterans share their experiences and answer questions. The veterans can be relatives of students or members of local veterans service organizations.

#### Messages for Veterans

One of the most personal and meaningful Veterans Day activities for students is to send notes or cards to hospitalized veterans or those living in veterans homes. Students can design and send individual notes or cards or work together as a group to send an oversized card or poster signed by all of the students in a class. The cards and posters can then be mailed in one large envelope to the nearest VA medical center or state veterans home.

Addresses for state veterans homes and VA medical centers in your area can be found in the blue government pages of the telephone book.

There also is a link to the VA facility locator on the VA Web site: [www.va.gov/health/](http://www.va.gov/health/).

Envelopes sent to VA medical centers should be addressed to "Voluntary Service Director" and those sent to veterans homes should be addressed to "Administrator."

#### School Newspaper

Veterans Day stories can be featured in school publications. Publish a roster of faculty members who are veterans. Describe Veterans Day activities being held in classrooms throughout the school.

#### Library Activities

School or community libraries can prepare lists of recommended reading material suitable for Veterans Day. An appropriate display of book jackets or a special shelf containing selected publications can be used to call attention to the project. For more ideas, go to the Library of Congress Web site for children at [www.americaslibrary.gov](http://www.americaslibrary.gov).





## Football Games

Veterans Day is observed at the time of year when schools and clubs are engaged in the football season. The presentation of the colors and playing of the National Anthem may be keyed to Veterans Day by an appropriate public address announcement. Halftime presentations by school bands afford an ideal opportunity to offer special patriotic selections and marching routines. Card section displays may also be used to spell out phrases such as “Thank You Veterans” or “Veterans Day” in stadium stands to visually recognize those who served in the military.

## Uniforms and Emblems

The colorful and varied uniforms and emblems worn by members of the Armed Forces throughout our history offer students of all ages ideal subjects to draw and paint. Elementary school children enjoy opportunities to create and exhibit costume items. Making colored construction paper hats representing various military eras is a modest and effective way of gaining the interest of students in Veterans Day subjects. The official emblems and seals of the Army, Navy, Marine Corps, Air Force and Coast Guard can be portrayed by students in a variety of methods, such as mosaics, applique, decoupage, as well as the traditional painting and drawing approaches.

## Movies and Documentaries

To introduce students to a particular war or period of service, show appropriately rated movies and documentaries as a starting point to discuss the history, politics and meaning behind each war. Consider bringing a veteran into the classroom to

discuss his or her personal experience in the service and how it compares to the movies.

## Poster Contest

The creative talents of students can be encouraged through a school-wide Veterans Day poster contest. Winners should be appropriately recognized. Local newspapers should be invited to photograph the winning entries.

## Musical Program



Department of Defense

Veterans Day offers an excellent opportunity for school or community musical organizations to display their talents. A midday concert at the school or at a central location in the community may be dedicated to Veterans Day.

An innovative program might include selections known to have been popular during America’s wars. Visit the Patriotic Melodies link at the Library of Congress Web site for a sample of patriotic music: [www.loc.gov/performingarts/index.html](http://www.loc.gov/performingarts/index.html).



# VETERANS DAY

## TEACHER RESOURCE GUIDE

### Students' Relatives



Department of Defense

Ask students to research and list known relatives who have served in the Armed Forces. With nearly a quarter of the United States population consisting of veterans, their dependents and survivors, students may tap into a rich history going back as far as the Revolutionary and Civil Wars.

### Writing Assignments

Veterans Day themes can be included in writing assignments. Assign students to write about accounts of military service told by local veterans. Assign students to investigate the various benefits offered to veterans by government agencies. Write about veterans who are receiving educational benefits from the Department of Veterans Affairs. Describe various veterans memorials which may be located nearby.

### School Cafeteria Activities

Patriotic decorations in school dining areas add a colorful reminder of Veterans Day. One could create special menu items such as decorated cupcakes or cookies. Download the 2008 Veterans Day poster from the Veterans Day Web site for placement in the cafeteria, in classrooms and on school bulletin boards.

### Department of Veterans Affairs

Local VA facilities – medical centers, benefits offices and national cemeteries can serve as sources of information and speakers for Veterans Day programs. They can also provide contact with local veterans service organizations and arrange visits, tours and other special programs for students.

To contact your local VA facilities, look under Department of Veterans Affairs in the federal government listings in the local telephone directory.

**The following section provides resources, hand-outs and activities for students, which will help them better understand and appreciate Veterans Day. Please select resources that are appropriate for the grade level of your students and feel free to reproduce the following pages as necessary.**

**How useful is this guide? Send your comments or suggestions to [vetsday@va.gov](mailto:vetsday@va.gov).**

# Veterans Day 2008



Student Resources



## “TO HONOR VETERANS OF ALL WARS”

Raymond Weeks of Birmingham, Alabama, organized a Veterans Day parade for that city on November 11, 1947, to honor all of America's veterans for their loyal service. Later, U.S. Representative Edward H. Rees of Kansas proposed legislation changing the name of Armistice Day to Veterans Day to honor all who have served in America's Armed Forces.

In 1954, President Dwight D. Eisenhower signed a bill proclaiming November 11th as Veterans Day and called upon Americans everywhere to rededicate themselves to the cause of peace. He issued a Presidential Order directing the head of the Veterans Administration, now the Department of Veterans Affairs, to form a Veterans Day National Committee to organize and oversee the national observance of Veterans Day. In addition to fulfilling that mission, the committee oversees the annual production and distribution of the annual Veterans Day poster and this Teacher Resource Guide.



Eisenhower Presidential Library

*June 1, 1954: President Eisenhower signs HR7786, changing Armistice Day to Veterans Day. Standing are: Alvin J. King, Wayne Richards, Arthur J. Connell, John T. Nation, Edward Rees, Richard L. Trombla, Howard W. Watts.*

In 1968, Congress moved Veterans Day to the fourth Monday in October. However, it became apparent that the November 11th date was historically significant to a great many Americans. As a result, Congress formally returned the observance of Veterans Day to its traditional date in 1978.

The Veterans Day National Ceremony is held each year on November 11th at Arlington National Cemetery. At 11 a.m., a color guard, made up of members from each of the military services, renders honors to America's war dead during a tradition-rich ceremony at the Tomb of the Unknowns.

The President or his representative places a wreath at the Tomb and a bugler sounds "Taps." The balance of the ceremony, including a "Parade of Flags" by numerous veterans service organizations, takes place inside the Memorial Amphitheater, adjacent to the Tomb.

In addition to planning and coordinating the National Veterans Day Ceremony, the Veterans Day National Committee supports a number of Veterans Day Regional Sites. These sites conduct Veterans Day celebrations that provide excellent examples for other communities to follow. For a listing of these sites, please visit: [www.va.gov/opa/vetsday/regsites.asp](http://www.va.gov/opa/vetsday/regsites.asp).



## WHAT IS THE DIFFERENCE BETWEEN VETERANS DAY AND MEMORIAL DAY?

Many people confuse Memorial Day and Veterans Day. Both holidays were established to recognize and honor the men and women who have worn the uniform of the United States Armed Forces. But Memorial Day, which is observed on the last Monday in May, was originally set aside as a day for remembering and honoring military personnel who died in the service of their country, particularly those who died in battle or as a result of wounds sustained in battle.

While those who died are also remembered on Veterans Day, which is observed on November 11, Veterans Day is intended to thank and honor all those who served honorably in the military - in wartime or peacetime. In fact, Veterans Day is largely intended to thank living veterans for their service, to acknowledge that their contributions to our national security are appreciated, and to underscore the fact that all those who served - not only those who died - have sacrificed and done their duty.

To ensure the sacrifices of America's fallen heroes are never forgotten, in December 2000, the U.S. Congress passed and the president signed into law "The National Moment of Remembrance Act," P.L. 106-579, creating the White House Commission on the National Moment of Remembrance. The commission's charter is to "encourage the people of the United States to give something back to their country, which provides them so much freedom and opportunity" by encouraging and coordinating commemorations in the United States of Memorial Day and the National Moment of Remembrance.

The National Moment of Remembrance encourages all Americans to pause wherever they are at 3 p.m. local time on Memorial Day for a minute of silence to remember and honor those who have died in service to the nation. For information on the National Moment of Remembrance, please visit: [www.remember.gov](http://www.remember.gov).

*Fort Smith National Cemetery*





## “A SOLDIER KNOWN BUT TO GOD”

In 1921, an American soldier—his name “known but to God”—was buried on a Virginia hillside overlooking the Potomac River and the city of Washington, DC. The burial site of this unknown World War I soldier in Arlington National Cemetery symbolized dignity and reverence for America’s veterans.

Similar ceremonies occurred earlier in England and France, where an “unknown soldier” of the Great War was buried in each nation’s highest place of honor (in England, Westminster Abbey; in France, the Arc de Triomphe).

These memorial gestures all took place on November 11, giving universal recognition to the celebrated ending of World War I hostilities at 11 a.m., November 11, 1918 (the 11th hour of the 11th day of the 11th month). The day became known as “Armistice Day.”

Armistice Day officially received its name in America in 1926 through a Congressional resolution. It became a national holiday 12 years later by similar Congressional action. If World War I had indeed been “the war to end all wars,” November 11 might still be called Armistice Day. But in 1939, World War II broke out in Europe and shattered that dream. Of the 16 million Americans who served in the Armed Forces during World War II, more than 400,000 died.

Department of Defense



## PRESIDENT ABRAHAM LINCOLN'S SECOND INAUGURAL ADDRESS

As the nation braced itself for the final throes of the Civil War, thousands of spectators gathered on a muddy Pennsylvania Avenue near the U.S. Capitol to hear President Lincoln's second inaugural address. It was March 4, 1865, a time of great uneasiness. In just over one month, the war would end and the president would be assassinated.

President Lincoln framed his speech on the moral and religious implications of the war; rhetorically questioning how a just God could unleash such a terrible war upon the nation. "If we shall suppose that American slavery is one of those offenses in the providence of God, ... and that He gives to both North and South this terrible war as the woe due to those by whom the offenses came."


With its deep philosophical insights, critics have hailed the speech as one of Lincoln's best.

As the speech progressed, President Lincoln turned from the divisive bitterness at the war's roots to the unifying task of reconciliation and reconstruction. In the speech's final paragraph, the president delivered his prescription for the nation's recovery:

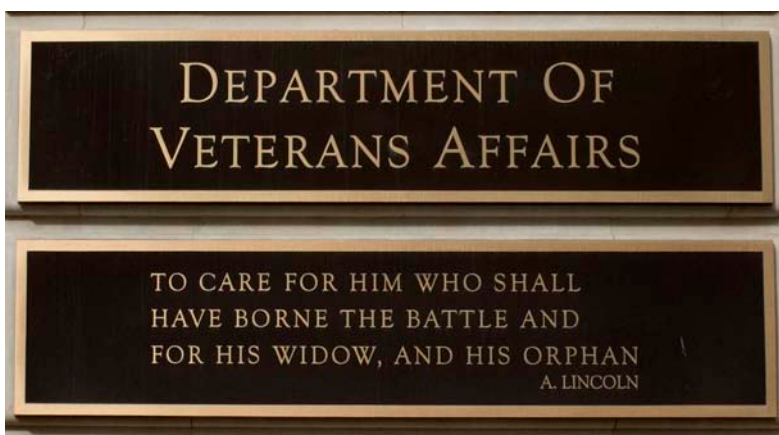
"With malice toward none, with charity for all, with firmness in the right as God gives us to see the right, let us strive on to finish the work we are in, to bind up the nation's wounds, to care for him who shall have borne the battle and for his widow, and his orphan, to do all which may achieve and cherish a just and lasting peace among ourselves and with all nations."

With the words, "To care for him who shall have borne the battle and for his widow, and his orphan," President Lincoln affirmed the government's obligation to care for those injured during the war and to provide for the families of those who perished on the battlefield.

Today, a pair of metal plaques bearing those words flank the entrance to the Washington, D.C. headquarters of the Department of Veterans Affairs (VA). VA is the federal agency



NARA



Art Gardiner

responsible for serving the needs of veterans by providing health care, disability compensation and rehabilitation, education assistance, home loans, burial in a national cemetery, and other benefits and services.

President Lincoln's words have stood the test of time, and stand today as a solemn reminder of VA's commitment to care for those injured in our nation's defense and the families of those killed in its service.



## THANK ARMY VETERANS FOR THEIR SERVICE

Standing by our soldiers is no easy task – it requires steadfast vision, commitment and sacrifice – and the time spent in the Army shapes a soldier’s life forever. Recognizing what a simple expression of gratitude can mean, in 2005, the Army created Freedom Team Salute. The program recognizes the essential bond between soldiers, family and community; celebrates the sacrifices made by those who support our soldiers; and honors the millions of soldier veterans who have served and who remain as our living connection to generations of duty, honor and patriotism.

Through a simple process, Freedom Team Salute allows soldiers to recognize their parents, spouse and employer (of Guard and Reserve soldiers) with a commendation thanking them for the value they bring to the Army family. The program also allows anyone to honor a U.S. Army veteran for his or her service to the nation - no matter where or when he or she served, or for how long.

The process is quick and easy: simply visit the program’s Web site at [www.freedomteamsalute.com](http://www.freedomteamsalute.com) to fill out the online information form.

Every Freedom Team Salute honoree receives an official Commendation package, which includes a certificate of appreciation and a personalized letter from the Secretary of the Army and Army Chief of Staff thanking them for their support to today’s Army. The package also includes an official U.S. Army lapel pin and two Army decals. The entire package is provided at no cost to either the nominator or the recipient.

For those who would like to take a proactive effort in thanking our nation’s Army veterans and assisting America’s Soldiers in thanking those who support them, Freedom Team Salute sponsors an “Ambassador Program” that provides volunteers with tools to reach out to organizations and communities. For more details on Freedom Team Salute, to request materials for an event or to submit a nomination, contact Freedom Team Salute online at [www.freedomteamsalute.com](http://www.freedomteamsalute.com), via email at [fsambassador@hqda.army.mil](mailto:fsambassador@hqda.army.mil).






**WORLD WAR I**  
(1917 - 1918)

Total Servicemembers (Worldwide).....4,734,991  
 Battle Deaths.....53,402  
 Other Deaths in Service (Non-Theater).....63,114  
 Non-mortal Woundings.....204,002  
 Living Veterans.....3



**WORLD WAR II**  
(1941 - 1945)

Total Servicemembers (Worldwide).....16,112,566  
 Battle Deaths.....291,557  
 Other Deaths in Service (Non-Theater).....113,842  
 Non-mortal Woundings.....671,846  
 Living Veterans.....2,498,000



**KOREAN WAR**  
(1950 - 1953)

Total Servicemembers (Worldwide).....5,720,000  
 Battle Deaths.....33,741  
 Other Deaths (in Theater).....2,833  
 Other Deaths in Service (Non-Theater).....17,672  
 Non-mortal Woundings.....103,284  
 Living Veterans.....2,400,000



**VIETNAM WAR**  
(1964 - 1975)

Total Servicemembers (Worldwide).....8,744,000  
 Battle Deaths.....47,424  
 Other Deaths (in Theater).....10,785  
 Other Deaths in Service (Non-Theater).....32,000  
 Non-mortal Woundings.....153,303  
 Living Veterans.....7,203,600



**GULF WAR**  
(1990 - 1991)

Total Servicemembers (Worldwide).....2,322,000  
 Battle Deaths.....147  
 Other Deaths (in Theater).....235  
 Other Deaths in Service (Non-Theater).....1,590  
 Non-mortal Woundings.....467  
 Living Veterans.....2,269,000



**WAR ON TERROR**  
(2001 - PRESENT)

The War on Terror, including Operations Iraqi and Enduring Freedom are ongoing conflicts. For the most recent statistics, please visit the following Department of Defense Web site:  
[http://siadapp.dmdc.osd.mil/personnel/CASUALTY/gwot\\_component.pdf](http://siadapp.dmdc.osd.mil/personnel/CASUALTY/gwot_component.pdf)



## “IRON MIKE” - A SYMBOL OF AMERICAN STRENGTH

A great way to learn about veterans and their role in our nation’s history is to study America’s war memorials and monuments. There are a number of monuments dedicated to the courage and strength of the American soldier. Although they have distinct names, many have come to share the nickname “Iron Mike”.

Three Iron Mike monuments are listed here. For a research project, students can identify additional Iron Mike statues and write about their history and significance.

**Fort Bragg’s Iron Mike** statue is officially called The Airborne Trooper. It depicts a World War II-era paratrooper shortly after landing on a drop zone. With his weapon at the ready, the paratrooper surveys the area before continuing on his mission. The facial expression illustrates the determination and compassion of the American soldier. For more information, visit <http://www.bragg.army.mil/History/IronMike/ironmike.htm>.



Fort Bragg, N.C.



Marine Corps Base Quantico

**Quantico’s Iron Mike** is officially titled Crusading for Right. It depicts a World War I Marine holding a Springfield rifle. The statue was sculpted by Frenchman Charles Raphael Peyre to commemorate the Americans who served in France. Peyre selected a Marine as his model and his final statue was adorned with the distinct eagle, globe and anchor insignia of the Corps. The Marine Corps subsequently purchased the statue and placed it in front of Butler Hall, which at the time was the headquarters building at Quantico.

**The University of Minnesota** has its own version of Iron Mike right on the campus. The statue is officially entitled the Student Soldier Memorial. The statue is dedicated to the 218 University of Minnesota students who served in the Spanish-American War. For additional information, visit: <http://www.alumni.umn.edu/10May2006.html>.



University of Minnesota

## ARMY RESERVE CELEBRATES 100TH ANNIVERSARY

On April 23, 1908, the Army Reserve was established by Congress as the Medical Reserve Corps. This group of 160 doctors was formed to provide medical capabilities to the Army. Over the past 100 years, the Army Reserve has significantly expanded beyond its medical mission to become the successful organization that today leverages civilian skills and patriotism to support our nation's military campaigns and missions.

The Army Reserve kicked off a year of observances and special events throughout the United States and the world on April 23, 2008. To learn more about the Army Reserve 100th Anniversary and the history of the Army Reserve, visit [www.armyreserve100th.com](http://www.armyreserve100th.com).

### For Teachers and Students

The Army Reserve has played an important role in American history, and continues to shape the world we live in today. Army Reserve Soldiers protect and defend our freedom by serving and making sacrifices for us both at home and abroad.

This milestone provides a great opportunity for teachers and students to consider the role of America's Citizen-Soldiers over the past century.

Listed below are a few ways you can help commemorate the 100th Anniversary of the Army Reserve.

- Invite an Army Reserve Soldier to speak before your class. Ask questions about what the Army Reserve's 100th Anniversary means to him or her.
- Have your class decorate a "birthday" cake and create birthday cards in commemoration of the Army Reserve's 100 years of service. Display the cards on bulletin boards.
- Write letters to Army Reserve Soldiers, either deployed or at home, thanking them for all they do for our country. Contact [100th@USAR.army.mil](mailto:100th@USAR.army.mil) to find out where these letters may be sent.
- Plan a class trip to visit Army Reserve Soldiers at a local hospital or at their place of work. Ask questions about what the Army Reserve's 100th Anniversary means to them.
- Have your class come up with a list of 100 reasons they love the United States, in celebration of the Army Reserve's 100 years of service. Display this list on a bulletin board.
- Download and print this 100th Anniversary crossword puzzle located at: [www.armyreserve100th.com/commemorate\\_teachers.php](http://www.armyreserve100th.com/commemorate_teachers.php). You can find the answers by exploring the rest of this Web site.



Department of Defense





Robert Turtill

## How to Contact Veterans Service Organizations

Veterans service organizations are groups of veterans that come together to promote and support veterans' issues. Many organizations consist of members that share a common experience, such as those that served in the same military unit or period of war. The following is a list of organizations that serve on the Veterans Day National Committee. Many of these groups have chapters throughout the country with veterans who are eager to share their experiences with younger generations.



The Military Chaplains Association: P.O. Box 7056, Arlington, VA 22207-7056; (703) 533-5890; [www.mca-usa.org](http://www.mca-usa.org).



The Paralyzed Veterans of America: 801 18th Street, NW, Washington, DC 20006; (202) 872-1300; [www.pva.org](http://www.pva.org).



Legion of Valor of the USA, Inc: 4706 Calle Reina, Santa Barbara, CA 93110-2018; (805) 692-2244; [www.legionofvalor.com/](http://www.legionofvalor.com/).



The Military Order of the World Wars: 435 North Lee St., Alexandria, VA 22314; (703) 683-4911; [www.militaryorder.net/](http://www.militaryorder.net/).



The Retired Enlisted Association: 1111 S. Abilene Court, Aurora, CO 80012; 1-800-338-9337; [www.trea.org/](http://www.trea.org/).



Congressional Medal of Honor Society: 40 Patriots Point Rd, Mt. Pleasant, SC 29464; (843) 884-8862; [www.cmohs.com/](http://www.cmohs.com/).



Disabled American Veterans: 3725 Alexandria Pike, Cold Springs, KY 41076; (859) 441-7300; [www.dav.org/](http://www.dav.org/).



Military Officers Association of America: 201 N. Washington St., Alexandria, VA 22314; (703) 549-2311; [www.moaa.org/](http://www.moaa.org/).



Polish Legion of American Veterans: P.O. Box 42024, Washington, DC 20015; [www.plav.org/](http://www.plav.org/).



Korean War Veterans Association: 8452 Marys Creek Dr. Benbrook, TX 76116-7600; (817) 244-0706; [www.kwva.org/](http://www.kwva.org/).



American G.I. Forum: 2870 N. Speer Blvd., Suite 102, Denver, CO 80211; (303) 458-1700; [www.agif.us/](http://www.agif.us/).



Jewish War Veterans of the USA:  
1811 R St., NW, Washington, DC  
20009; 202-265-6280;  
[www.jwv.org/](http://www.jwv.org/).



American Ex-Prisoners of War:  
3201 East Pioneer Pky, #40, Ar-  
lington, TX 76010; (817) 649-2979;  
[www.axpow.org/](http://www.axpow.org/).



Catholic War Veterans: 441  
North Lee St., Alexandria, VA  
22314; (703) 549-3622;  
<http://www.cwv.org/>.



Vietnam Veterans of America:  
8605 Cameron Street, Suite 400,  
Silver Spring, MD 20910; (301)  
585-4000; [www.vva.org/](http://www.vva.org/).



Veterans of Foreign Wars of  
the United States: 406 West 34th  
Street, Kansas City, MO 64111;  
(816) 756-3390; [www.vfw.org/](http://www.vfw.org/).



AMVETS: 4647 Forbes Boule-  
vard, Lanham, MD 20706-4380;  
(301) 459-9600; [www.amvets.org/](http://www.amvets.org/).



Blinded Veterans Association:  
477 H Street, NW, Washington,  
DC 20001-2694; (202) 371-8880;  
[www.bva.org/](http://www.bva.org/).



Army and Navy Union: 604 Rob-  
bins Ave., Niles, OH 44446; (330)  
307-7049; [www.armynavy.net/](http://www.armynavy.net/).



Non Commissioned Officers  
Association: 10635 IH 35 North,  
San Antonio, TX 78233; (210) 653-  
6161; [www.ncoausa.org/](http://www.ncoausa.org/).



The American Legion: P.O. Box  
1055, Indianapolis, IN 46206;  
(317) 630-1200; [www.legion.org/](http://www.legion.org/).



Military Order of the Purple  
Heart of the USA, Inc.: 5413-C  
Backlick Rd., Springfield, VA  
22151; (703) 354-2140;  
[www.purpleheart.org/](http://www.purpleheart.org/).



Pearl Harbor Survivors Associa-  
tion: P.O. Box 1816, Carlsbad, CA  
92016-1816; (760) 727-9027;  
[www.pearlharborsurvivor.net/](http://www.pearlharborsurvivor.net/)



Fleet Reserve Association:  
125 N. West St., Alexandria, VA  
22314-2754; 1-800-FRA-1924;  
[www.fra.org](http://www.fra.org)



The Marine Corps League: 8626  
Lee Hwy, Suite 201, Fairfax, VA  
22031; (703) 207-9588/89;  
[www.mcleague.org](http://www.mcleague.org).

In addition, the Veterans Day National Com-  
mittee is comprised of the following Associate  
Members:

- American Gold Star Mothers
- Gold Star Wives of America
- Veterans of the Vietnam War, Inc.
- Blue Star Mothers of America
- Air Force Association
- Navy Seabee Veterans of America
- Air Force Sergeants Association
- Help Hospitalized Veterans
- American Red Cross
- American Defenders of Bataan & Corregidor
- National Association of State Veterans Homes
- Veterans of the Battle of the Bulge
- National Association for Uniformed Services
- Japanese American Veterans Association
- National Association of State Directors of  
Veterans Affairs
- Bowlers to Veterans Link
- The Women's Army Corps Veteran's  
Association

For an online directory of veterans organiza-  
tions, please visit [www.va.gov/vso/](http://www.va.gov/vso/).





Denise Applewhite

## Scholarships

The Military Order of the Purple Heart offers scholarships to: a child, step-child, grandchild or great grandchild who is a direct descendant of either (1) a member of the Military Order of the Purple Heart or (2) a veteran killed in action or a veteran who died of wounds, but did not have the opportunity to join the Military Order of the Purple Heart. For additional information, please visit the “Scholarships” link on their Web site: [www.purpleheart.org](http://www.purpleheart.org).

The Military Officers Association of America provides scholarships, interest free loans, and grants available to children of military personnel seeking their undergraduate degree. The online application is available in early November and information on the different programs may be found at [www.moaa.org/education](http://www.moaa.org/education).

The DAV Youth Volunteer Scholarship – The Jesse Brown Memorial Youth Scholarship – encourages young people to get involved in volunteer work to assist disabled veterans. This program recognizes young volunteers who are active participants in the VA Voluntary Service program. Volunteers age 21 or younger, volunteering a minimum of 100 hours at a VA medical center during the previous calendar year, are eligible. Scholarships can be used at any accredited institution of higher learning; to include universities, colleges, community colleges, vocational schools, etc. Scholarships must be utilized in full prior to the recipient attaining the age of 25. Immediate family members of the DAV national organization are eligible to receive a scholarship. Nominations for this award can be submitted by the Voluntary Service Program Manager at the VA medical center. For additional information, please visit [www.dav.org/volunteers/jesse\\_brown\\_scholarship.html](http://www.dav.org/volunteers/jesse_brown_scholarship.html).

The VFW’s Military Family Scholarship program provides twenty-five \$3,000 scholarships annually to VFW members who are currently serving in uniform or have been discharged within the 36 months before the December 31 deadline. The scholarships will be awarded to members from each branch of service (Army, Navy, Marine Corps, Air Force and Coast Guard) during the first quarter of the year following the deadline. Complete information and entry forms can be accessed at [www.vfw.org](http://www.vfw.org).

The Fleet Reserve Association (FRA) supports America’s future leaders by awarding more than \$90,000 annually in scholarships to deserving students. Awardees are selected based on financial need, academic standing, character and leadership qualities. FRA scholarships are awarded to FRA members, their spouses, children, and grandchildren. For information, visit [www.fra.org](http://www.fra.org) and click on “About FRA” for the scholarships link.

The Blinded Veterans Association (BVA) offers the Kathryn F. Gruber Scholarship Program. These scholarships are available for spouses or dependent children of blinded veterans. Additional information is available at [www.bva.org](http://www.bva.org).

The Vietnam Veterans of America (VVA) Mike Nash Memorial Scholarship is available to spouses, children, stepchildren, or grandchildren of VVA members or of Vietnam veterans who are deceased, missing in action, or killed in action. Applications must be received by May 31st of each year. Please visit [www.vva.org/scholarship.html](http://www.vva.org/scholarship.html) for additional information.

The Veterans of the Vietnam War, Inc., offers a scholarship for members in good standing for at least one year. It is available for a member's spouse or their linear descendants to include adopted children, stepchildren, foster children and their immediate descendants. The applicant must be enrolled or accepted to a program of any post-secondary education. Additional information is available by calling 1-800-843-8626.

The LaVerne Noyes Scholarship is awarded on an annual basis to direct blood descendants of veterans who served in the U.S. Army, Navy or Marine Corps in World War I and whose service was terminated by death or honorable discharge. The applicant must be a United States citizen who is a blood descendant of a World War I veteran who served

for at least six months prior to November 11, 1918, and whose military service was terminated by death or an honorable discharge. A recipient must be enrolled full-time in a degree-seeking undergraduate program. This scholarship is awarded on an annual basis. The dollar amount of the scholarship will be determined by the total number of eligible recipients and the funds available from the endowment each year. Please contact your university's tuition assistance office for information.

## Writing Contests

The Voice of Democracy is a audio-essay contest for students in grades 9 -12. Students are required to write and record a script on a patriotic theme. This year's theme is "Service and Sacrifice by America's Veterans Benefit Today's Youth by ... ". The essay, entry form and cassette or CD must be submitted to a local VFW Post. A total of more than \$3 million in scholarships and incentives are given each year. The first-place winner receives a \$30,000 scholarship paid directly to the recipient's American university, college or vocational/technical school. Deadline for entries is November 1, 2008. For additional information, visit [www.vfw.org](http://www.vfw.org).

Patriot's Pen is an essay contest for students in grades 6 - 8. The entry, deadline and competition process is similar to the Voice of Democracy. Winners compete at the national level for U.S. Savings Bonds. For information, call the VFW National Programs office during normal business hours at 816-968-1117.



Robert Turtil

## VOLUNTEERING AT VA MEDICAL FACILITIES

Student volunteers are an important part of the VA medical team. They receive valuable experience and training which will benefit them in applying for college and jobs. The James H. Parke Memorial Youth Scholarship Award provides scholarship opportunities to students who volunteer at VA medical centers (your local VA health care Voluntary Service staff has current nomination criteria). Student volunteers are liaisons with their communities and provide a valuable element of caring for veterans. The VA Voluntary Service (VAVS) program offers students excellent opportunities for:

- exploring health care career options;
- gaining experience;
- learning new skills; making new friends;
- qualifying to be nominated for scholarships.

There are many opportunities to explore in the Student Volunteer Program. Here are just a few of the services and specialties available to student volunteers: Audiology and Speech Pathology, Information Technology, Laboratory Medicine, Medical Illustration, Nursing, Physical Therapy, Social Work, Pharmacy, Patient Escort, Medical Administration, Occupational Therapy, Nutrition and Food Service and Research.

Volunteers are selected according to the needs of the medical center, assignment preference and skills. Training is provided by Voluntary Service at each medical facility and the supervisor of the department to which volunteers are assigned. Orientation will be conducted to acquaint you with services available at the medical center where you serve. There are also scholarship opportunities through VAVS and veterans service organizations.

There are two convenient ways to become a VA student volunteer:

1) Contact the Department of Veterans Affairs facility nearest you. Ask for Voluntary Service. Tell their staff of your interest in becoming a VAVS Volunteer. The staff will take care of everything else including your interview, orientation, and assignment.

2) Go to [www.volunteer.va.gov/apps/VolunteerNow/](http://www.volunteer.va.gov/apps/VolunteerNow/) fill out and submit the form. Someone from the local VAVS office will contact you with further information.



Robert Turtil



*"I pledge allegiance to the flag of the United States of America and to the Republic for which it stands, one Nation under God, indivisible, with liberty and justice for all."*

## Important Things to Remember

The Pledge of Allegiance to the Flag should be rendered by standing at attention facing the flag with the right hand over the heart. If not in uniform, a person should remove his or her hat with the right hand and hold it at the left shoulder, with the hand over the heart. Persons in uniform should remain silent, face the flag, and render the military salute.

Display the U.S. flag every day, but especially on national and state holidays. On Memorial Day, the flag should be flown at half-staff in the forenoon (sunrise until noon), then raised to its normal position at the top of the staff. When raising the flag to half-staff, first raise it to the top of the staff, then lower it half-way. When lowering a flag that has been flying at half-staff, first raise it to the top of the staff, then lower it all the way. The U.S. flag should be displayed on or near the main building of every public institution, in or near every school on school days, and in or near every polling place on election days. Always hoist the U.S. flag briskly. Lower it slowly and ceremoniously.

## Things Not to Do

Never show disrespect to the U.S. flag. Never dip (lower quickly and then raise) the U.S. flag to any person or thing. Regimental colors, state flags and organization or institutional flags are dipped as a mark of honor. Never display the U.S. flag with the field of stars at the bottom, except as a distress signal. Never let the U.S. flag touch anything beneath it – ground, floor, water or merchandise. Never carry the U.S. flag horizontally, but always aloft and free.

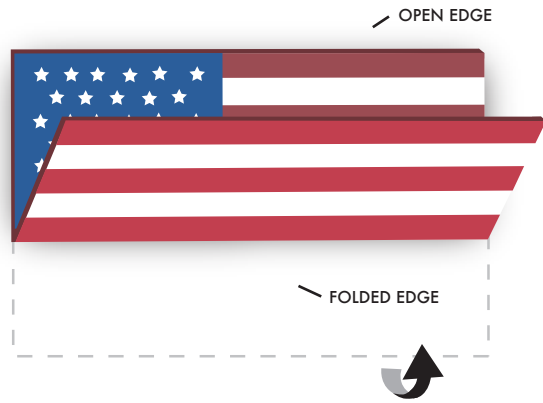

Always allow the U.S. flag to fall free – never use the U.S. flag as drapery, festooned, drawn back or up in folds. For draping platforms and decoration in general, use blue, white and red bunting. Always arrange the bunting with blue above, the white in the middle and the red below. Never fasten, display, use or store the U.S. flag in a manner that will permit it to be easily torn, soiled or damaged in any way. Never use the U.S. flag as a covering or drape for a ceiling. Never place anything on the U.S. flag and never have placed upon it, or on any part of it, or attached to it, any mark, insignia, letter, word, figure, design, picture or drawing of any nature.

The U.S. flag should not be embroidered on such articles as cushions, handkerchiefs, and the like; printed or otherwise impressed on paper napkins or boxes or anything that is designed for temporary use and discarded; or used as any portion of a costume or athletic uniform. However, a flag patch may be affixed to the uniform of military personnel, fire fighters, police officers and members of patriotic organizations. Advertising signs should not be fastened to a staff from which the flag is flown.

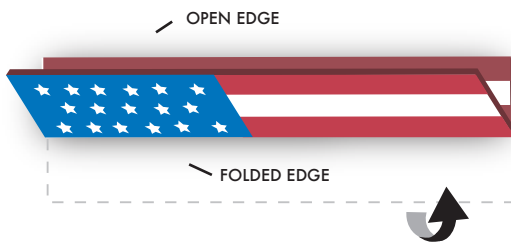


Many Marines gave their lives to raise the American flag on Mt. Suribachi on the island of Iwo Jima in 1945. Based on a photograph by Joseph Rosenthal, the Marine Corps War Memorial depicts this sacrifice. Located near Arlington National Cemetery, it is a tribute to all the Marines who have fallen in combat.

## Folding the Flag



(a) Fold the lower striped section of the flag over the blue field.



(b) Folded edge is then folded over to meet the open edge.




(c) A triangular fold is then started by bringing the striped corner of the folded edge to the open edge.



(d) Outer point is then turned inward parallel with the open edge to form a second triangle.



(e) Triangular folding is continued until the entire length of the flag is folded in the triangular shape with only the blue field visible.



When the U.S. flag is no longer in suitable condition for display, it should be destroyed in a dignified way, preferably by burning. Many veterans groups perform this service with dignified, respectful flag retirement ceremonies.

# Veterans Day 2008



## Kid's Packet






Help Tags the dog get to the Veterans Day parade before 11:00 a.m. He better hurry, the parade starts soon!



**START**



**INSTRUCTIONS:**

Unscramble each of the clue words

Copy the letters in the grey cells to the cells in the secret word with the corresponding number.

Have Fun!

EORH     4

VERAB      1

ROONH      7

REDEMOP        2

CORGUEA        6

OSILED R        5

CETREPS        3

**SECRET WORD**

1 2 3 4 5 6 7



Secret Word: Veteran


Answers: Hero, Brave, Honor, Freedom, Courage, Soldier, Respect

# Coloring Book!





Color in this Veterans Day medal, designed by Eric Burg, a veteran from St. Louis, Mo.




On July 12 1862, in the early days of the Civil War, President Abraham Lincoln signed a bill establishing a "medal of honor" for soldiers in the Army who showed special bravery in combat. A few months earlier he had signed a similar bill for sailors in the Navy as well as for US Marines. Courtesy homeofheroes.com.





Veteran's Day





# 2008 Veterans Day National Committee

## Honorary Chairman

The Honorable George W. Bush  
President of the United States

## Chairman

The Honorable James B. Peake, M.D.  
Secretary of Veterans Affairs

## Vice Chairman

The Honorable Lisette M. Mondello  
Assistant Secretary of Veterans Affairs

## Honorary Members

The Honorable Daniel Akaka  
Chairman  
Senate Committee on Veterans' Affairs

The Honorable Bob Filner  
Chairman  
House Committee on Veterans' Affairs

The Honorable Richard Burr  
Ranking Member  
Senate Committee on Veterans' Affairs

The Honorable Steve Buyer  
Ranking Member  
House Committee on Veterans' Affairs

## Members

Military Chaplains Association of  
the USA

Paralyzed Veterans of America

Legion of Valor of the USA

Military Order of the World Wars

The Retired Enlisted Association

Congressional Medal of Honor  
Society of the USA

Disabled American Veterans

Military Officers Association of  
America

Polish Legion of American  
Veterans, USA

Korean War Veterans Association

American G.I. Forum

Jewish War Veterans of the USA

American Ex-Prisoners of War

Catholic War Veterans, USA

Vietnam Veterans of America

Veterans of Foreign Wars of the  
United States

AMVETS

Blinded Veterans Association

Army and Navy Union, USA

Non Commissioned Officers  
Association

The American Legion

Military Order of the Purple Heart  
of the USA

Pearl Harbor Survivors  
Association

Fleet Reserve Association

Marine Corps League

## Associate Members

American Gold Star Mothers

Gold Star Wives of America

Veterans of the Vietnam War

Navy Seabee Veterans of America

American Defenders of Bataan  
and Corregidor

Blue Star Mothers of America

Help Hospitalized Veterans

National Association of State  
Veterans Homes

Air Force Association

Air Force Sergeants  
Association

American Red Cross

Veterans of the Battle of the  
Bulge

National Association for  
Uniformed Services

Japanese American Veterans  
Association

Bowlers to Veterans Link

National Association of State  
Directors of Veterans Affairs

Veterans of WWI of the USA

Women's Army Corps  
Veterans Association

The Veterans Day Teachers Resource Guide is published  
in honor of U.S. veterans by the  
VETERANS DAY NATIONAL COMMITTEE  
Department of Veterans Affairs  
Office of National Programs and Special Events (002C)  
810 Vermont Avenue, N.W.  
Washington, DC 20420  
<http://www.va.gov/vetsday>  
(Revised 2008)