

# TURN ON MAC DICTATION (SPEECH-TO-TEXT)

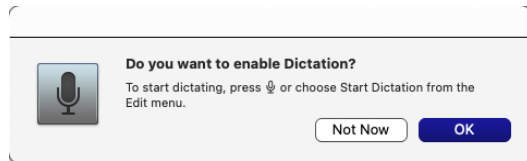
**IMPORTANT:** *Mac Dictation works in any application and in Canvas' "Text Entry" submissions. However, when in Chrome in a Google Doc, "Voice Typing" (found in the doc under TOOLS) or Google Read&Write (Chrome extension) must be used.*

1. Select "Spotlight Search"  in the upper right corner

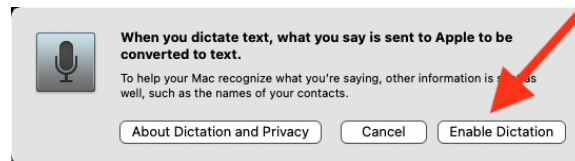
2. Press **F5**



3. Select "OK"



4. Select "Enable Dictation"




5. Select "Spotlight Search"  in the upper right corner to try it out

6. Click/tap inside the "Spotlight Search" text field




7. Press **F5**



8. Use your voice to type!!!

9. Press **F5** when done dictating



[\\*\\*\\*Watch video instructions here\\*\\*\\*](#)

